



Detailed information about our extensive delivery program could be found in the Internet



www.gmn.de



Data Sheets

Technical advise and Sales:

Paul Müller Industrie GmbH & Co. KG

Driving Technology

Sales: Tel. +49 (0) 911/5691-418/417

Engineering: Tel. +49 (0) 911/5691-414/243

Äußere Bayreuther Str. 230 · 90411 Nürnberg

Fax +49 (0) 911/5691-569

vertrieb.at@gmn.de · www.gmn.de


Our local Representative:

GMN

GMN

SPRAG-TYPE FREEWHEEL-CLUTCHES





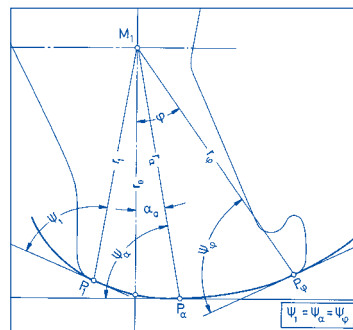
SPRAG-TYPE FREEWHEEL-CLUTCHES

Freewheels are unidirectional couplings, transmitting or supporting torque in one direction by friction and allowing idling in the opposite direction.

GMN manufactures sprag type clutches of two different sprag sizes to be used as indexing devices, backstops or overrunning clutches.

Type Series 400

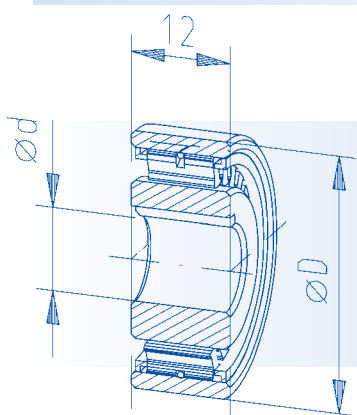
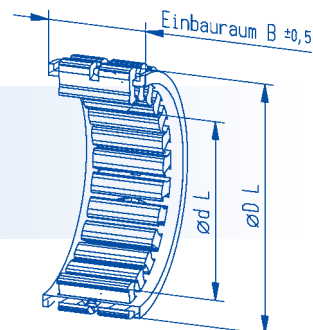
- 4 mm high sprags
- Small to middle sizes $d = 2-80$ mm
- The special geometric shape of the logarithmic spiral along the engagement curve guarantees an equal pitch angle between the sprags and round mating parts in each position of the engagement curve of $\alpha = 3^\circ$. Advantage: maximum indexing accuracy and reliability
- Based on the very small head surface of the sprags we may install a very large number of sprags on a given space resulting in a very high torque capacity
- Small masses allow high indexing frequencies (up to 60 Hz) due to low inertia



Available Types

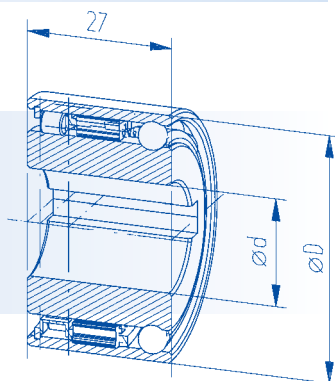
Insert Elements

Basic elements without bearing support – the mating parts are customer made



Insert Elements with Inner- and Outer Ring

including Inner- and Outer Ring with press fit or keyway at Inner- and press fit at Outer Ring, without bearing support

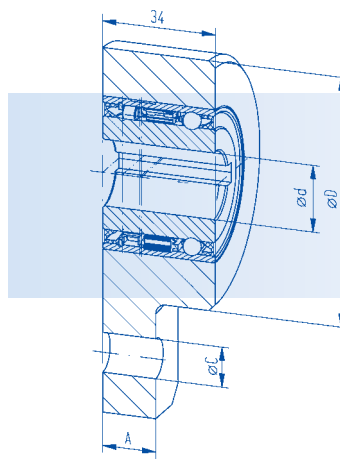
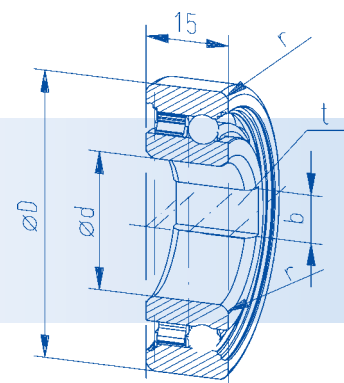


Complete Units

with press fit or keyway at Inner- and press fit at Outer Ring; incl. bearing support; double sealed and filled up with oil for life-time available, too

Ball Bearing Freewheel-Clutches

with press fit or keyway at Inner- and press fit at Outer Ring; available sizes 6203 to 6208



Back stops

Complete Unit: with bearing support, double sealed, filled up with oil for life-time and with momentum lever

Type Series 8000

- 8,33 mm high sprags
- For middle sizes of $d = 38-150$ mm
- For higher torque requirement

Available Types

FE8000 – Insert Elements: Basic elements, without bearing support; the mating parts are customer made

Roller Ramp Clutches

Please note also as supplement to our Series 400 and Series 8000 our Roller Ramp Line: The products are interchangeable to standard roller ramp clutches in the market.



Special sizes

At request we produce customer oriented specials in many variations, changing the mating diameters or changing the torque rate to real units based on the users re-quirements. Please show us your clutch - we will offer the best solution, technically and commercially.

GMN

GMN